



COLUMBIA[®]

KEEPING FAMILIES  *WARM SINCE 1936*

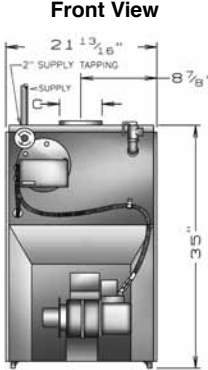



Starfire Water IV

Up to 86% AFUE Oil Fired Hot Water Boiler

- Available in 9 sizes from 103 MBH to 252 MBH.
- Dependable Cast Iron Heat Exchanger with Cast Iron Push Nipples. The Sections and Push Nipples expand at the same rate when heated. By using similar materials instead of less expensive gaskets the boiler maintains a water tight seal over time.
- Beckett AquaSmart Control.
 - Backlit LCD display with programming touch pad.
 - Boiler temperature reset saves fuel by changing the limit setting to the minimum setting necessary to meet the heat demand.
 - Low Water Cut-off with self checking sensor.
 - Priority override for domestic hot water applications.
 - Cycle history diagnostic information.
- Atmospheric Chimney Vent Boiler.
- Optional Tankless Heater Coil.
- Textured paint Jacket.
- Limited Lifetime Warranty (Residential Applications).
- Made in the U.S.A.



Columbia Starfire IV Residential Oil Fired Water Boiler

Dimensional Diagram	Model ⁽¹⁾	AHRI Oil Burner Input ⁽¹⁾		Heating Capacity MBH ⁽⁴⁾	Net AHRI Ratings ^{(2) (4)} Water MBH	Min. Natural Draft Chimney Size	AFUE %
		G.P.H.	MBH ⁽⁴⁾				
 <p>Front View</p>	CSFH-3085W	0.85	119	103	90	8"x8"x15'	85.0%
	CSFH-3100W	1.00	140	119	103	8"x8"x15'	84.0%
	CSFH-4100W	1.00	140	122	106	8"x8"x15'	86.0%
	CSFH-4125W	1.25	175	151	131	8"x8"x15'	85.0%
	CSFH-4145W	1.45	203	173	150	8"x8"x15'	84.0%
	CSFH-5160W	1.60	224	193	168	8"x8"x15'	85.0%
	CSFH-5185W	1.85	259	221	192	8"x8"x15'	84.0%
	CSFH-6175W	1.75	245	212	184	8"x8"x15'	85.0%
	CSFH-6210W	2.10	294	252	219	8"x8"x15'	84.0%
	<p>(1) AHRI burner capacity is based on an oil heating value of 140,000 Btu/gal and with 13% CO₂.</p> <p>(2) Net AHRI Water Ratings shown are based on a piping and pickup allowance of 1.15.</p> <p>(3) Consult manufacturer before selecting boiler for installations having unusual piping and pickup requirements, such as intermittent system operation, extensive piping.</p> <p>(4) For forced hot water heating systems where boiler and all piping are within the area to be heated, select boiler on basis of its Heating Capacity.</p>						
<p>General Information (See Installation, Operation and Maintenance Manual for complete instructions)</p>							
<p>Clearances Required distances measured from boiler.</p>	Top	<p>Combustible Materials (Required) 24" (610 mm)</p>					
	Sides	6" (152 mm)					
	Front	24" (610 mm)					
	Back	6" (152 mm)					
	Flue Connector	9" (229 mm)					
<p>Connections (All Models)</p>	Supply Tapping - 2", Return Tapping 1-1/2" NPT, Oil Line 3/8" O.D. copper tubing for runs of 50 feet or less, and 1/2" O.D. for longer runs.						
<p>Electrical</p>	120 Volts AC, 60 hertz, 1 phase, Less than 12 amps (15 amp circuit recommended).						
<p>Tankless Heater Capacities</p>	Model	Input Rate G.P.H.	Tankless Heater Number	Tankless Heater Capacity Intermittent Draw G.P.M.	Boiler Water Content (Gallons)		
	CSFH-3085W	0.85	T3	3	10.5		
	CSFH-3100W	1.00	T3	3-1/4	10.5		
	CSFH-4100W	1.00	T4	3-1/4	13.5		
	CSFH-4125W	1.25	T4	3-1/4	13.5		
	CSFH-4145W	1.45	T4	4	13.5		
	CSFH-5160W	1.60	T4	4	16.5		
	CSFH-5185W	1.85	T4	4-1/4	16.5		
	CSFH-6175W	1.75	T4	4-1/4	19.5		
	CSFH-6210W	2.10	T4	4-1/2	19.5		
<p>Dimensions/Weights</p>	No. of Sec.	A (Depth of Flush Jacket)	B (Front of Jacket to Center Line of Flue Outlet)	C (Flue Outlet Diameter)	Weight		
	3	17-7/8"	11-3/4"	6"	534 lbs.		
	4	21-1/2"	12-5/8"	6"	668 lbs.		
	5	25-1/8"	14-1/4"	7"	781 lbs.		
	6	29-1/4"	15-15/16"	8"	901 lbs.		
<p>Standard Equipment</p>	<p>Boiler Controls: Primary Control, High Limit and Circulator Control Heat Exchanger: Cast Iron Heat Exchanger with Cast Iron Push Nipples. Swing out Burner Door. Combustion: Oil Burner, Target Wall/Liner. Electrical: Wiring Harness, Burner Electrical Disconnect. Other: Crated Boiler, Flush Jacket, Circulator- 1 1/4", Supply Tapping-2", Return Tapping-1 1/2", Temperature Pressure Gauge, Safety Relief Valve, Drain Valve. For Tankless Heater Units add Tankless Hot Water Coil and Triple Combination High Limit/Low Limit/Circulator Control.</p>						
<p>Options</p>	Taco, Grundfos or Less Pump; Tankless Coil.						
<p>Certifications</p>	   <p>Tested for 75 psi ASME Working Pressure</p>						

All ratings and specifications subject to change.

PN 240009815 Rev. 9/12

For more information on Columbia Products contact:

Columbia Heating Products
 1409 Rome Road., PO Box 24202
 Baltimore, MD 21227
 tel: 410-242-5300 • fax: 410-247-5026

Columbia Heating Supply
 390 Old Reading Pike, PO Box 377
 Pottstown, PA 19464
 tel: 610-323-9200 • fax: 610-323-8532

